



Phyllis Grove,
Long Eaton, Nottingham
NG10 2DS

£150,000 Freehold



A WELL PRESENTED TWO DOUBLE BEDROOM MID-TERRACED PROPERTY WITH AN ENCLOSED REAR GARDEN, BEING SOLD WITH NO ONWARD CHAIN.

Robert Ellis are pleased to bring to the market this superb example of a mid-terraced property, perfect for first time buyers, investors and people looking to downsize alike. The property is within walking distance from Long Eaton town centre and is constructed of brick to the external elevations with double glazing and gas central heating throughout. The property is modern throughout and an internal viewing is highly recommended.

In brief, the property comprises a lounge and open plan dining/kitchen with integrated appliances. To the first floor, the landing leads to two generous double bedrooms both benefiting from fitted wardrobes and storage cupboards and a shower room. To the rear, the property benefits an enclosed low maintenance garden with patio area.

Located in the popular residential town of Long Eaton, within walking distance to a wide range of local schools, shops, parks, supermarkets and healthcare facilities. There are fantastic transport links available including nearby bus stops and easy access to major road links such as the M1, A50 and A52 to both Nottingham and Derby with East Midlands Airport and local train stations being just a short drive away.



Lounge

11'1 x 11'6 approx (3.38m x 3.51m approx)
UPVC double glazed window overlooking the front with a removable frosted film, laminate flooring, radiator, ceiling light.

Dining Area

11'7 x 14'4 approx (3.53m x 4.37m approx)
Wooden door leading to the rear garden, laminate flooring, radiator, stairs to the first floor, ceiling light.

Kitchen

7'4 x 6'3 approx (2.24m x 1.91m approx)
UPVC double glazed window overlooking the side, laminate flooring, wall mounted boiler, wall and base units with work surfaces over, inset sink and drainer, space for a washing machine, space for fridge/freezer, integrated electric oven, gas hob, spotlights.

First Floor Landing

Carpeted flooring, radiator, ceiling light and doors to:

Bedroom 1

10'4 x 11'1 approx (3.15m x 3.38m approx)
UPVC double glazed window overlooking the front, carpeted flooring, radiator, fitted wardrobes, ceiling light.

Bedroom 2

11'3 x 8'5 approx (3.43m x 2.57m approx)
UPVC double glazed window overlooking the rear, radiator, carpeted flooring, fitted storage cupboard, ceiling light.

Shower Room

6'0 x 11'3 approx (1.83m x 3.43m approx)
UPVC double glazed patterned window overlooking the rear, vinyl flooring, low flush w.c., pedestal wash hand basin, radiator, single enclosed shower unit, ceiling light.

Outside

To the rear the property benefits from an enclosed and low maintenance garden.

Directions

Proceed out of Long Eaton along Nottingham Road continuing to the main set of traffic lights and take the right hand turning into Conway Street. Follow the road round to the bottom continuing straight ahead into Chesterfield Avenue. Take the first turning on the right hand side into Frederick Street and left into Phyllis Grove where the property can be found on the left as identified by our for sale board.

7936RS

Council Tax

Erewash Borough Council Band A

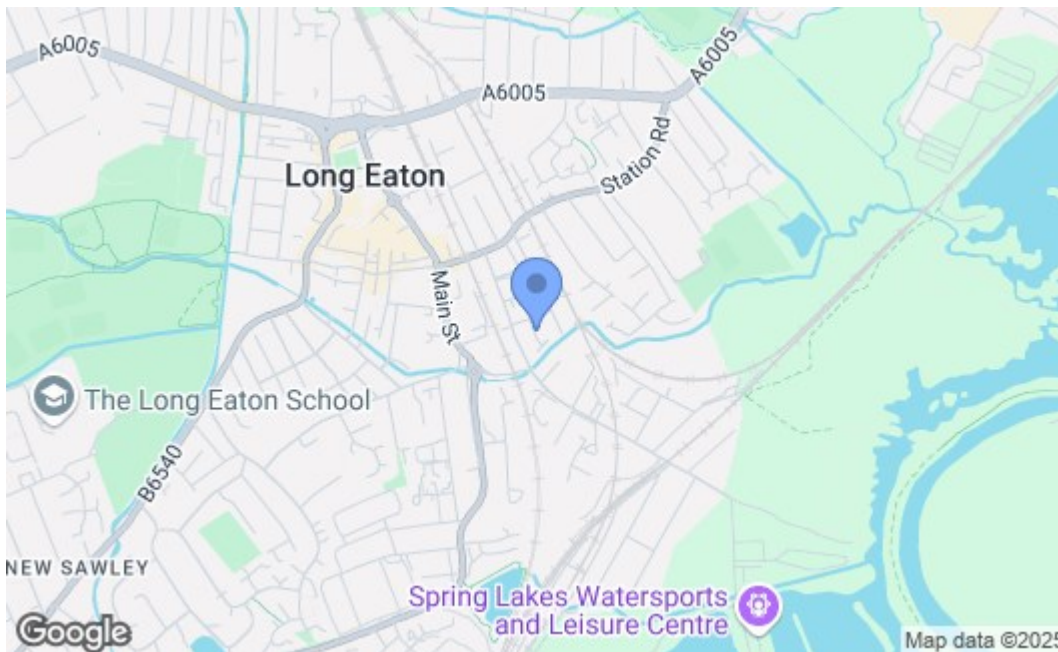
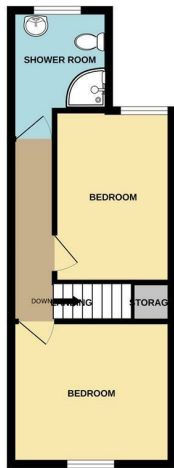
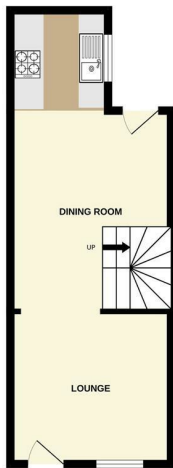




Robert Ellis
ESTATE AGENTS

GROUND FLOOR

1ST FLOOR



Energy Efficiency Rating		Current	Potential
Very energy efficient - lower running costs			
(92 plus) A			81
(81-91) B			
(69-80) C			
(55-68) D		54	
(39-54) E			
(21-38) F			
(1-20) G			
Not energy efficient - higher running costs			
England & Wales		EU Directive 2002/91/EC	
Environmental Impact (CO ₂) Rating		Current	Potential
Very environmentally friendly - lower CO ₂ emissions			
(92 plus) A			
(81-91) B			
(69-80) C			
(55-68) D			
(39-54) E			
(21-38) F			
(1-20) G			
Not environmentally friendly - higher CO ₂ emissions			
England & Wales		EU Directive 2002/91/EC	

These details are for guidance only and complete accuracy cannot be guaranteed. If there is any point, which is of particular importance, verification should be obtained. All measurements are approximate. No guarantee can be given with regard to planning permissions or fitness for purpose. No apparatus, equipment, fixture or fitting has been tested.